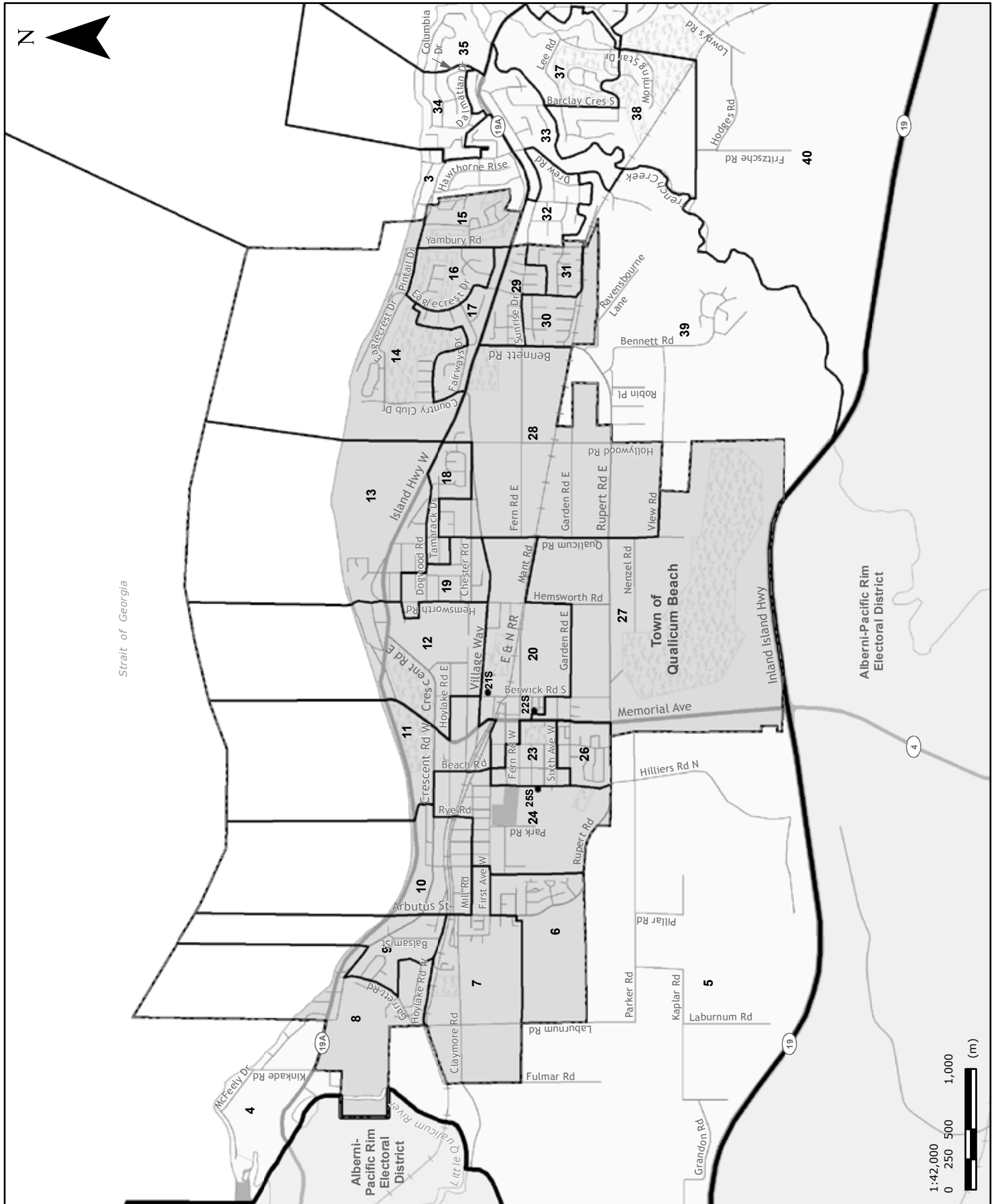
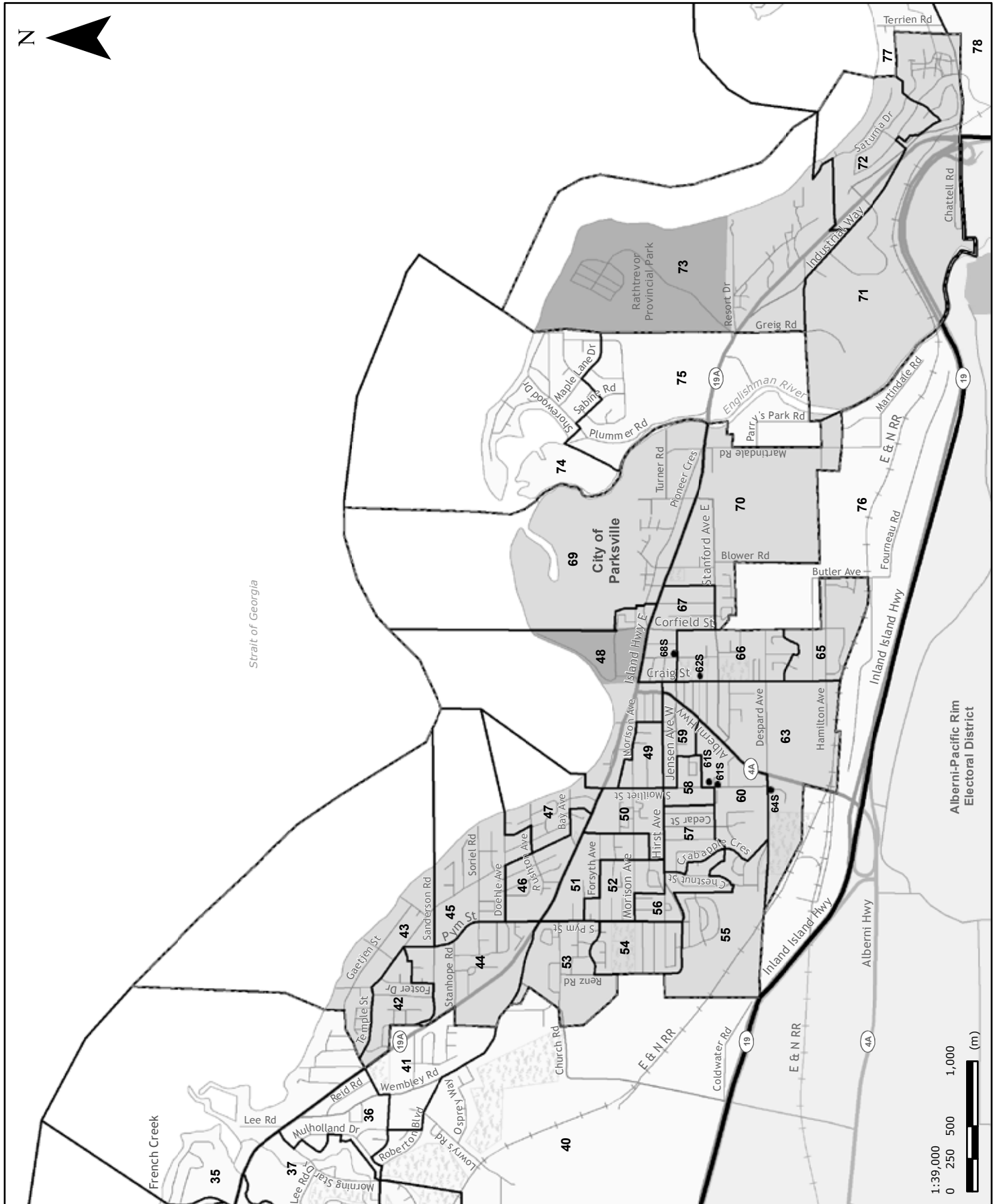
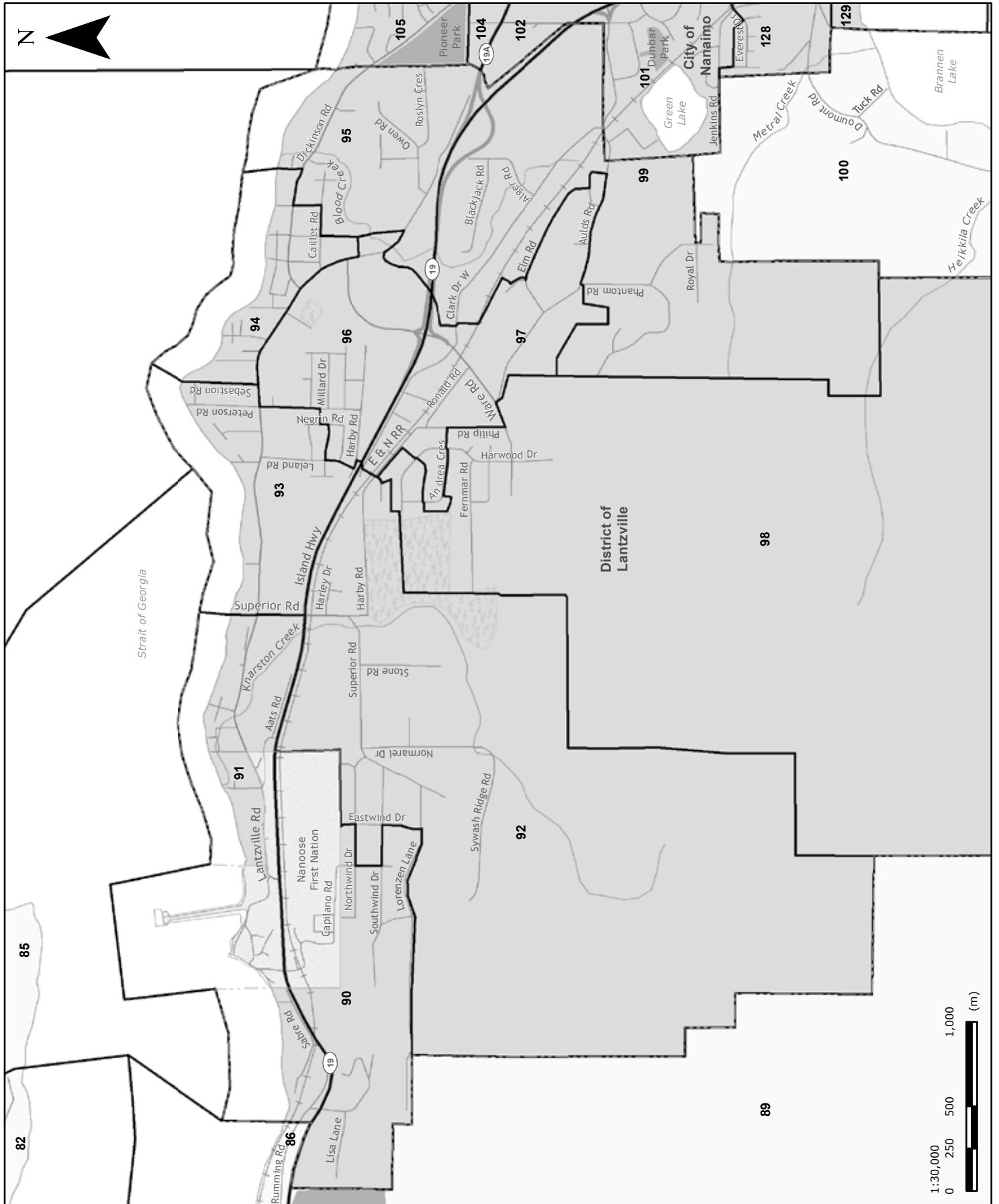


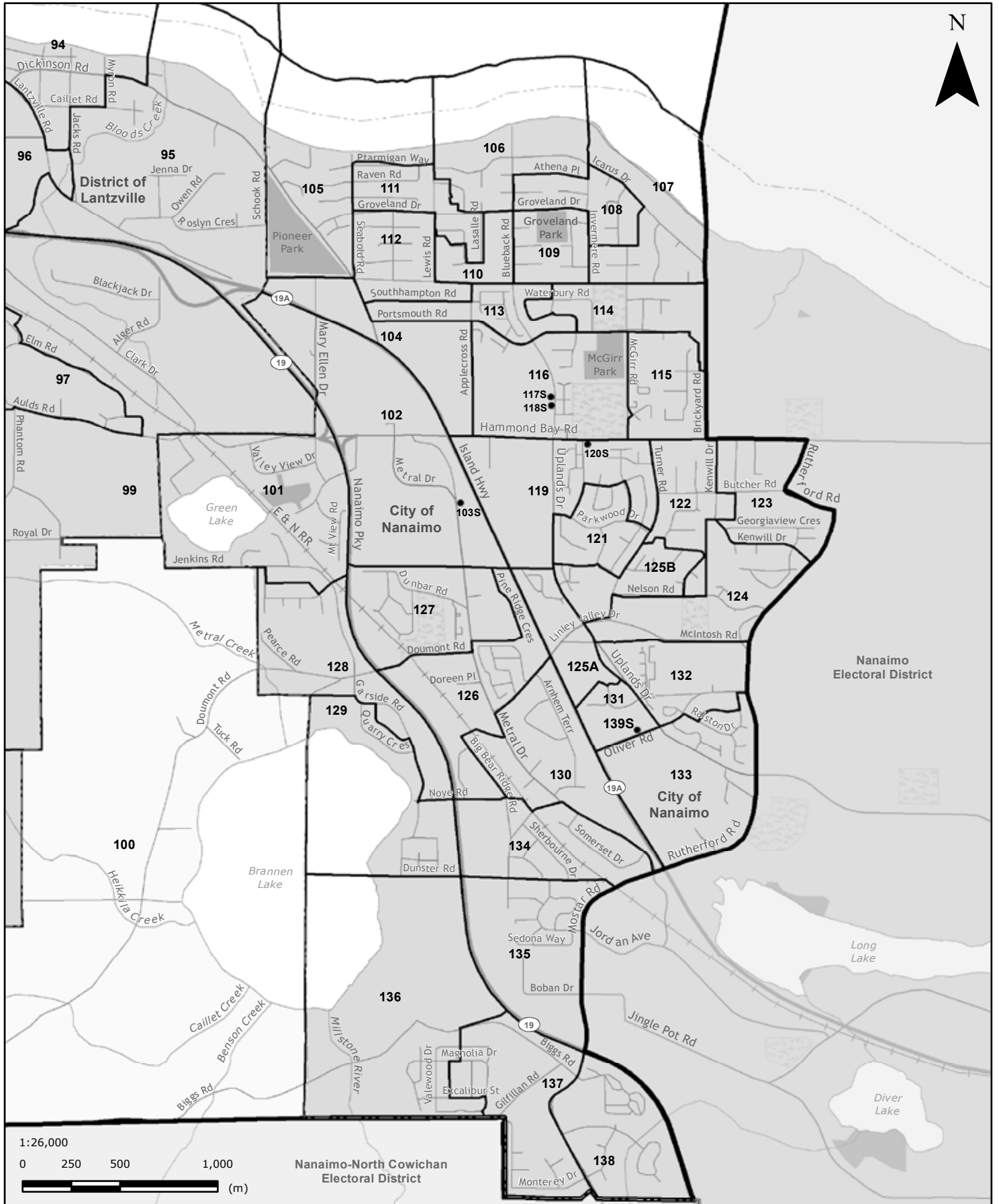
**Parksville-Qualicum (PAQ)
MAP B - Qualicum Beach**





**Parksville-Qualicum (PAQ)
MAP D - Lantzville**





Parksville-Qualicum (PAQ)
Voting results by voting area

Statement of Votes
 40th Provincial General Election
 May 14, 2013

	Barry Avis NDP	David Bernard Coupland CP	Michelle Stilwell LIB	Total valid votes	Rejected ballots	Registered voters
Advance voting						
Christian Fellowship Centre	808	296	1,165	2,269	8	
McGirr Elementary School	935	228	1,253	2,416	10	
Parksville Fellowship Baptist Church	1,090	402	1,522	3,014	11	
General voting						
Voting area						
1	170	1	20	191	2	283
2	64	13	97	174	0	321
3	27	16	105	148	1	358
4	25	6	29	60	0	157
5	27	3	62	92	1	198
6	43	23	81	147	1	325
7	48	24	78	150	2	277
8	49	11	57	117	0	271
9	69	23	65	157	0	314
10	53	20	79	152	2	341
11	57	10	63	130	1	275
12	46	20	55	121	1	343
13	56	22	55	133	3	328
14	31	12	87	130	1	328
15	48	12	95	155	0	360
16	51	15	59	125	0	286
17	44	10	69	123	0	292
18	47	17	78	142	1	307
19	59	16	65	140	1	360
20	48	15	38	101	1	242
21S	33	21	52	106	0	229
22S *1	10	7	13	30	2	31
23	66	9	59	134	0	290
24	78	33	42	153	1	318
25S *1	-	-	-	-	-	21
26	54	22	65	141	1	318
27	45	27	67	139	1	312
28	51	9	68	128	1	321
29	34	19	89	142	2	335
30	40	20	73	133	0	322
31	28	15	73	116	0	262
32	48	19	76	143	0	324
33	59	15	64	138	0	314
34	67	21	83	171	1	389
35	49	18	89	156	0	353
36	54	27	88	169	1	363
37	34	21	102	157	1	351
38	49	38	93	180	3	375
39	60	25	75	160	2	362
40	50	28	97	175	0	364

Voting area (continued)	Barry Avis	David Bernard Coupland	Michelle Stilwell	Total valid votes	Rejected ballots	Registered voters
	NDP	CP	LIB			
41	67	29	65	161	0	368
42	56	24	60	140	1	363
43	72	14	86	172	1	395
44	77	21	66	164	0	402
45	58	42	89	189	0	395
46	59	22	29	110	1	291
47	34	12	42	88	0	280
48	29	22	60	111	0	353
49	55	15	60	130	2	336
50	28	7	45	80	0	279
51	61	26	44	131	2	306
52	64	22	66	152	0	344
53	62	25	68	155	1	365
54	73	26	79	178	0	340
55	56	27	105	188	1	402
56	44	20	77	141	0	304
57	52	24	30	106	2	320
58	55	11	44	110	0	305
59	78	23	26	127	0	331
60	50	20	87	157	0	405
61S	24	5	15	44	3	65
62S	18	13	18	49	0	172
63	78	12	40	130	5	328
64S	13	8	11	32	2	34
65	78	45	116	239	1	447
66	64	28	55	147	0	315
67	46	12	48	106	1	291
68S *1	-	-	-	-	-	13
69	62	16	80	158	1	370
70	59	41	59	159	0	347
71	23	23	91	137	0	333
72	29	19	82	130	0	363
73	27	6	26	59	2	171
74	74	23	79	176	3	362
75	63	17	54	134	2	354
76	45	25	53	123	1	300
77	56	20	128	204	1	350
78	73	26	129	228	0	411
79	77	16	90	183	2	324
80	62	21	108	191	1	331
81	57	20	124	201	0	346
82	66	33	169	268	1	434
83	53	23	141	217	0	376
84	29	30	128	187	0	364
85	40	38	132	210	2	338
86	86	31	104	221	0	381
87	82	26	67	175	3	340
88	42	20	92	154	1	331
89	49	23	60	132	1	288
90	55	16	69	140	0	303

Parksville-Qualicum (PAQ)
Voting results by voting area

Statement of Votes
40th Provincial General Election
May 14, 2013

Voting area (continued)	Barry Avis	David Bernard Coupland	Michelle Stilwell	Total valid votes	Rejected ballots	Registered voters
	NDP	CP	LIB			
91	57	14	64	135	0	286
92	70	10	83	163	0	323
93	71	24	47	142	0	293
94	69	35	86	190	1	320
95	48	16	91	155	0	312
96	80	17	76	173	0	286
97	66	7	70	143	1	321
98	75	11	48	134	0	271
99	52	19	67	138	1	265
100	31	4	28	63	0	130
101	59	24	46	129	0	299
102	57	16	43	116	0	285
103S	11	7	9	27	0	27
104	34	5	64	103	1	259
105	49	23	96	168	3	356
106	42	20	81	143	0	318
107	51	25	66	142	0	340
108	58	24	71	153	1	323
109	49	9	75	133	0	277
110	47	8	79	134	0	312
111	53	19	94	166	0	410
112	50	18	90	158	1	367
113	44	18	59	121	1	324
114	46	9	87	142	2	351
115	50	19	90	159	2	440
116	61	21	88	170	3	448
117S	18	11	33	62	0	108
118S	11	12	17	40	0	66
119	51	8	74	133	0	324
120S *1	-	-	-	-	-	17
121	60	15	74	149	1	346
122	90	18	77	185	0	403
123	53	18	79	150	1	420
124	44	16	74	134	0	337
125A	31	9	39	79	0	212
125B	39	14	63	116	1	245
126	56	20	80	156	0	358
127	88	22	78	188	1	373
128	41	25	82	148	0	286
129	36	22	68	126	3	284
130	52	14	49	115	1	301
131	36	8	47	91	1	292
132	41	8	42	91	2	308
133	39	19	55	113	0	299
134	60	14	64	138	0	404
135	69	14	63	146	3	364
136	39	24	90	153	0	325
137	49	14	119	182	0	426
138	34	16	66	116	0	333
139S	30	19	59	108	0	138
Sub totals	9,911	3,459	13,531	26,901	138	42,898

	Barry Avis NDP	David Bernard Coupland CP	Michelle Stilwell LIB	Total valid votes	Rejected ballots	Registered voters
s. 98 Special	91	29	92	212	7	
s. 99 Absentee - in ED	253	87	305	645	5	
s. 100 Absentee - out of ED	145	24	153	322	22	
s. 101 Absentee - advance	38	5	49	92	2	
s. 104 Voting in DEO office	228	82	311	621	7	
s. 106 Voting by mail	66	24	77	167	5	
Grand totals	10,732	3,710	14,518	28,960	186	42,898
% of valid votes	37.06%	12.81%	50.13%			

Summary

Valid votes - General and advance	26,901	92.89%	Total valid votes
s. 98 Special	212	0.73%	Total valid votes
s. 99 Absentee - in ED	645	2.23%	Total valid votes
s. 100 Absentee - out of ED	322	1.11%	Total valid votes
s. 101 Absentee - advance	92	0.32%	Total valid votes
s. 104 Voting in DEO office	621	2.14%	Total valid votes
s. 106 Voting by mail	167	0.58%	Total valid votes

Total valid votes **28,960**

Rejected ballots	186	0.64%	Ballots cast
Registered voters who voted	29,146	67.94%	Registered voters

Registered voters **42,898**

Candidate elected: **Michelle Stilwell (LIB)**

*1 Voting areas 22S, 25S, 68S and 120S combined