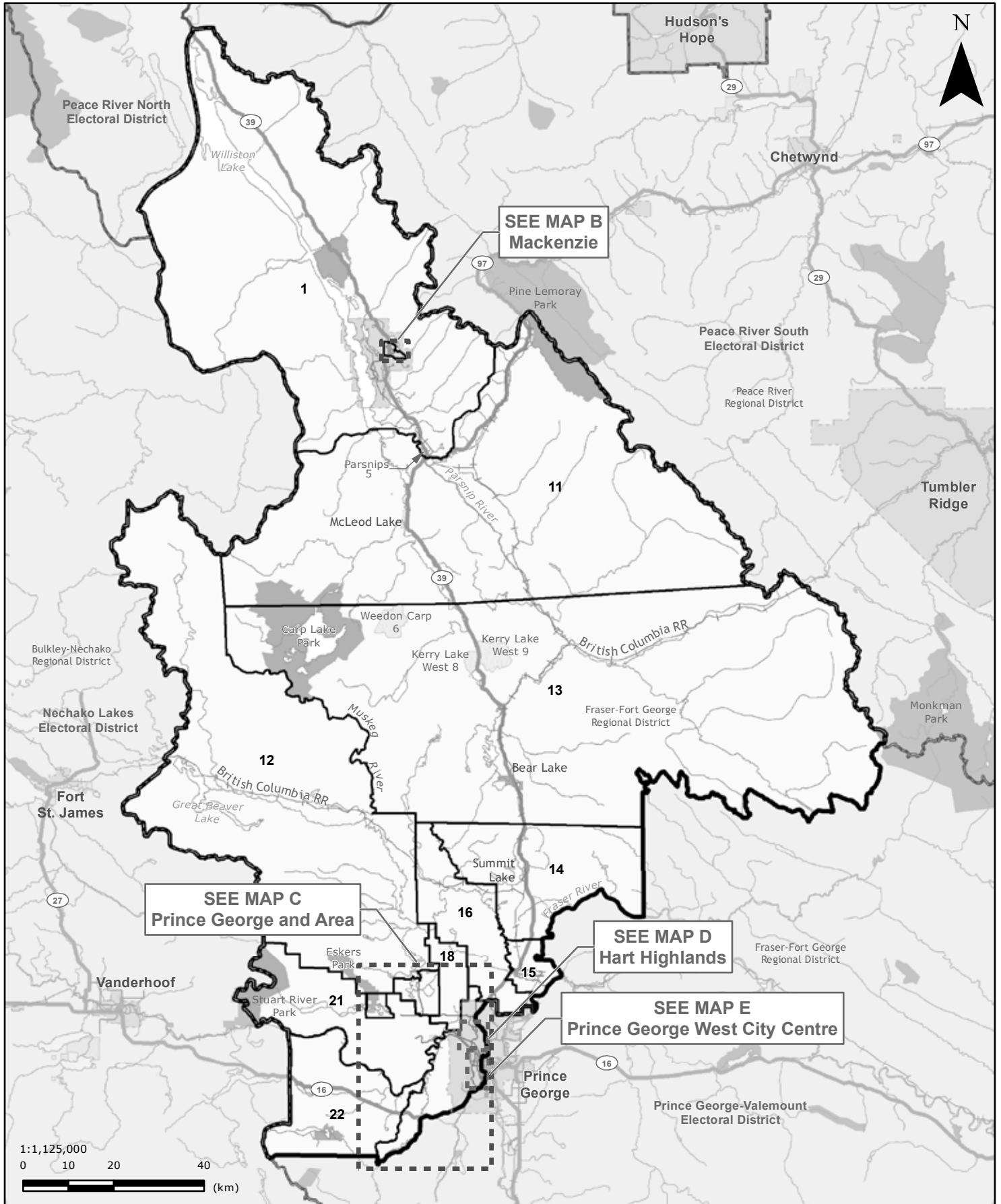
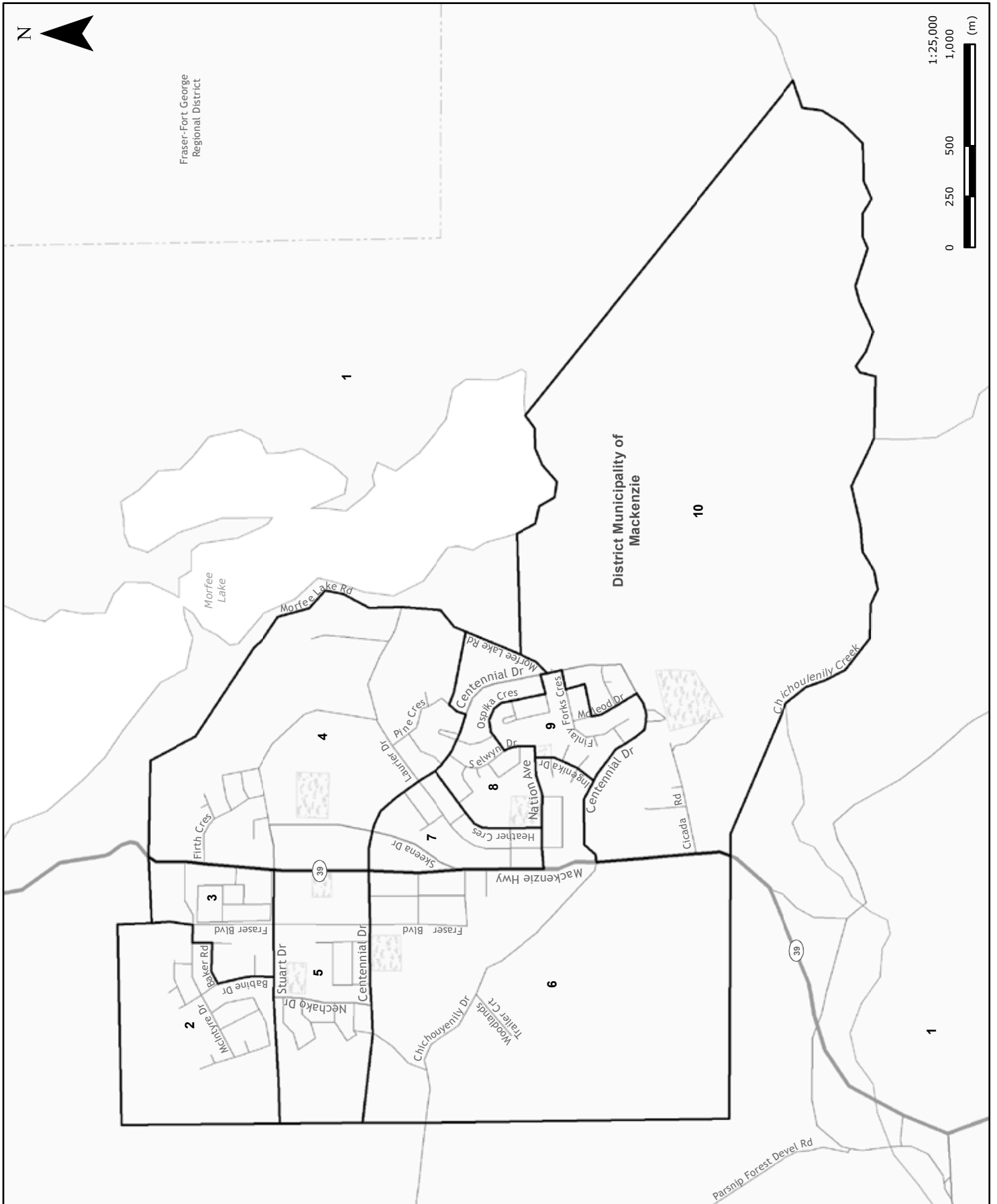


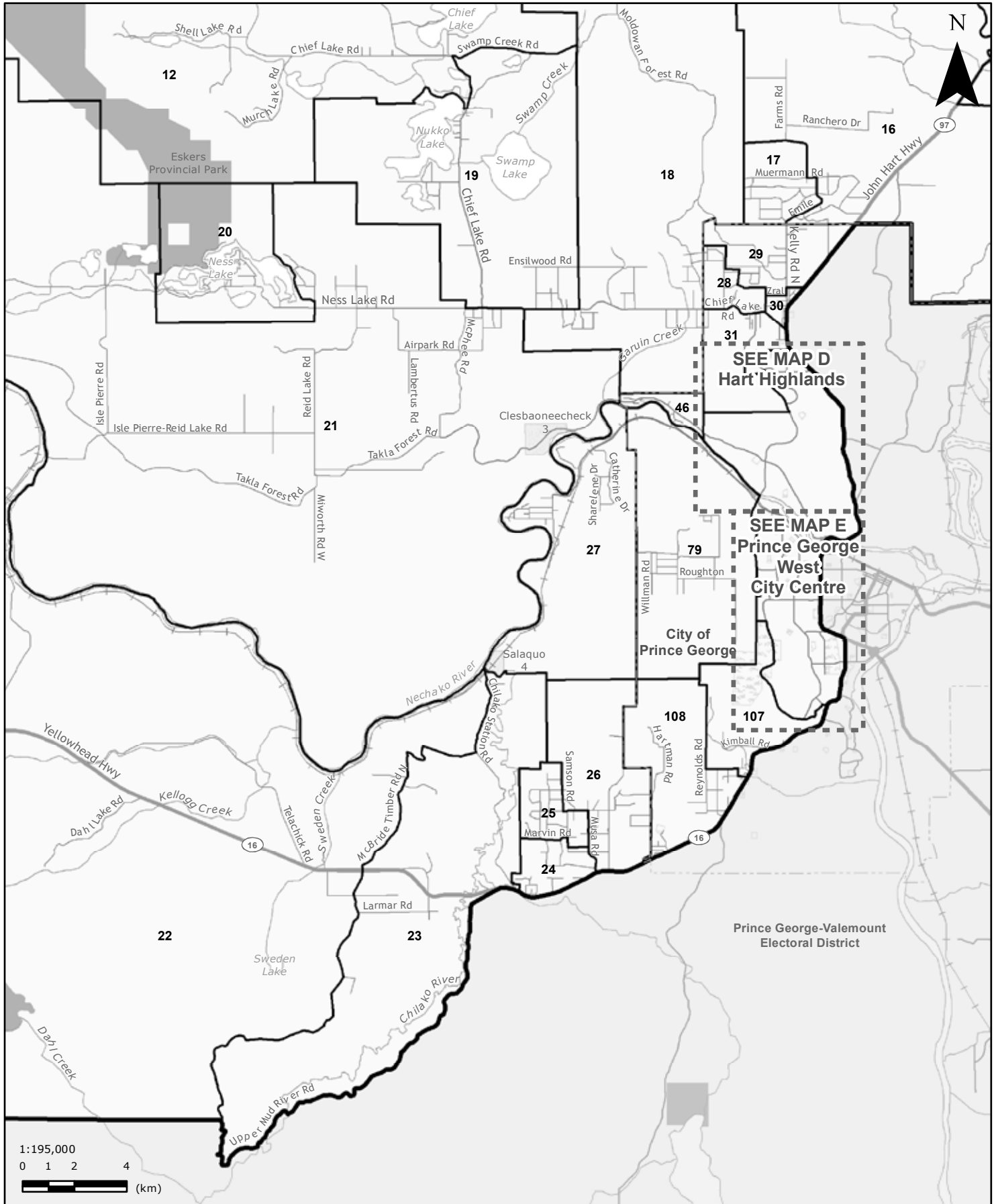
**Prince George-Mackenzie (PRM)**  
**MAP A - Prince George-Mackenzie Electoral District**





**Prince George-Mackenzie (PRM)  
MAP C - Prince George and Area**

Statement of Votes  
40<sup>th</sup> Provincial General Election  
May 14, 2013

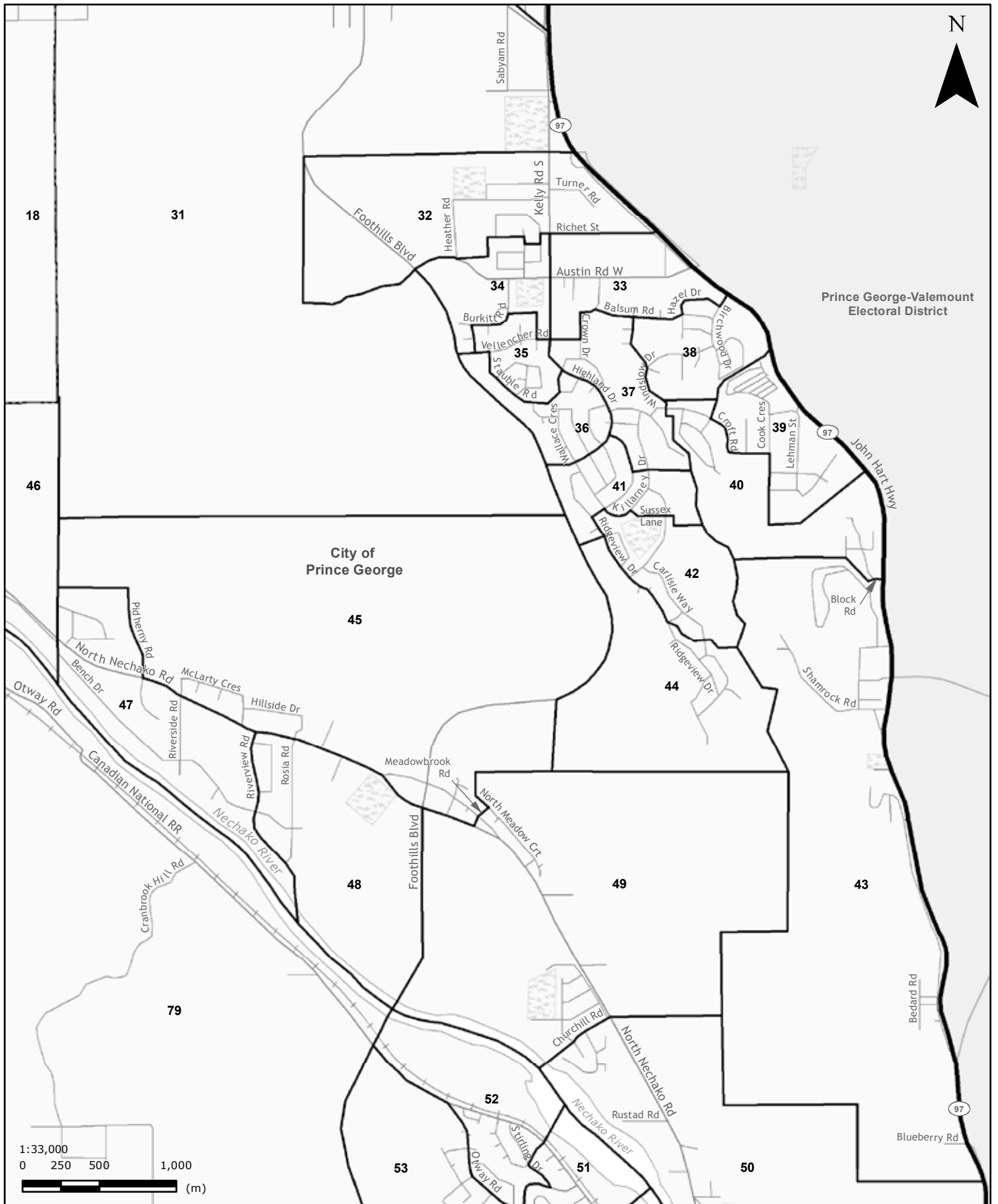


SEE MAP D  
Hart Highlands

SEE MAP E  
Prince George  
West  
City Centre

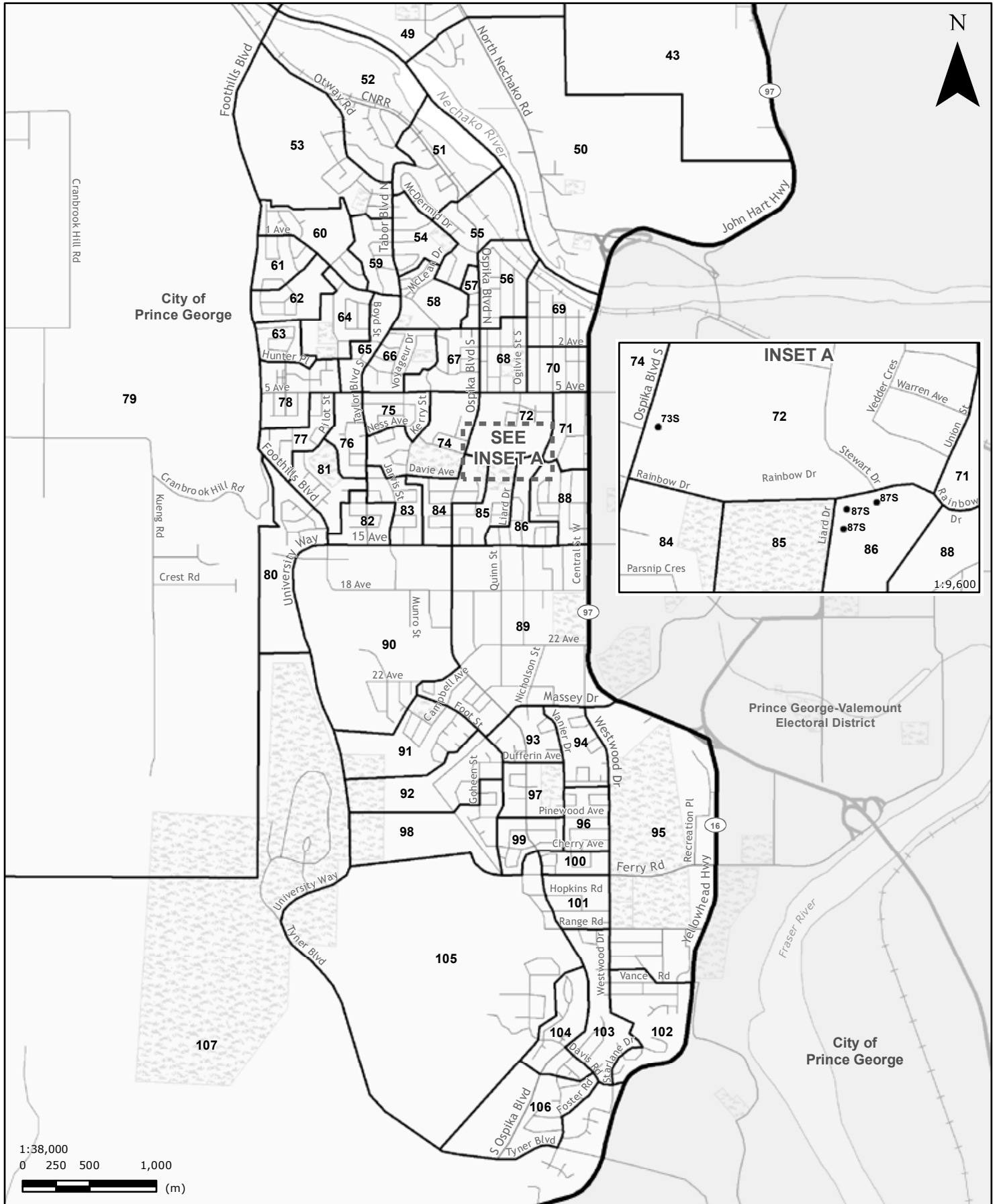
Prince George-Valemount  
Electoral District





**Prince George-Mackenzie (PRM)  
MAP E - Prince George West City Centre**

Statement of Votes  
40<sup>th</sup> Provincial General Election  
May 14, 2013



	<b>Bobby Deepak</b>	<b>Karen McDowell</b>	<b>Mike Morris</b>	<b>Terry Rysz</b>	<b>Total valid votes</b>	<b>Rejected ballots</b>	<b>Registered voters</b>
	<b>NDP</b>	<b>GP</b>	<b>LIB</b>	<b>CP</b>			
<b>Advance voting</b>							
Christ Our Saviour Church Hall	318	31	664	48	1,061	4	
Mackenzie Recreation Centre	167	19	219	22	427	3	
Our Saviour's Lutheran Church	228	17	245	16	506	2	
Zion Lutheran Church	711	71	1,006	44	1,832	5	
<b>General voting</b>							
<b>Voting area</b>							
1	12	3	52	3	70	0	180
2	26	4	55	6	91	0	333
3	22	3	23	1	49	1	250
4	42	7	66	3	118	1	377
5	37	7	49	4	97	0	319
6	27	6	41	1	75	0	268
7	31	6	39	4	80	0	285
8	32	7	40	6	85	0	308
9	27	2	64	3	96	0	286
10	25	2	35	6	68	1	214
11	29	14	16	1	60	0	115
12	20	13	58	6	97	0	193
13 *1	25	10	46	4	85	0	138
14 *1	-	-	-	-	-	-	45
15	37	9	76	17	139	2	312
16	16	7	60	2	85	0	349
17	32	11	71	12	126	0	323
18	28	9	102	13	152	0	352
19	50	7	76	9	142	0	320
20	35	16	85	7	143	0	270
21	36	13	73	11	133	1	346
22	35	6	58	5	104	2	233
23	16	14	106	5	141	0	247
24	40	8	87	6	141	1	295
25	48	1	114	5	168	1	335
26	37	6	127	14	184	0	350
27	64	12	105	12	193	1	379
28	25	6	59	8	98	1	236
29	34	12	68	8	122	0	299
30	13	8	56	9	86	0	311
31	52	2	71	16	141	0	338
32	61	2	57	8	128	1	333
33	35	11	63	10	119	0	337
34	39	2	84	7	132	0	356
35	34	9	115	10	168	0	367
36	46	8	84	6	144	0	347
37	46	7	79	8	140	0	316
38	42	14	71	5	132	0	373
39	24	2	49	4	79	1	317
40	36	15	71	8	130	0	352

**Prince George-Mackenzie (PRM)**  
**Voting results by voting area**

Statement of Votes  
 40<sup>th</sup> Provincial General Election  
 May 14, 2013

	Bobby Deepak	Karen McDowell	Mike Morris	Terry Rysz	Total valid votes	Rejected ballots	Registered voters
Voting area (continued)	NDP	GP	LIB	CP			
41	61	14	72	12	159	1	379
42	34	3	123	5	165	0	332
43	35	10	39	5	89	0	376
44	46	2	109	1	158	1	352
45	55	5	83	8	151	1	363
46	45	9	128	5	187	0	361
47	37	4	149	6	196	1	368
48	47	12	73	7	139	0	342
49	54	11	125	7	197	0	351
50	56	8	120	3	187	1	352
51	40	6	74	4	124	0	318
52	43	2	87	7	139	0	402
53	39	7	111	2	159	0	418
54	44	6	49	5	104	0	279
55	43	6	52	5	106	0	322
56	56	10	106	7	179	0	334
57	29	5	12	2	48	0	236
58	52	9	18	5	84	0	311
59	45	7	69	5	126	2	333
60	49	12	64	4	129	1	312
61	56	4	62	3	125	0	306
62	37	2	86	4	129	1	292
63	61	10	46	4	121	0	305
64	51	5	81	5	142	0	295
65	38	4	53	1	96	0	338
66	26	9	70	3	108	2	280
67	49	8	61	5	123	1	388
68	45	10	51	7	113	0	332
69	79	7	72	6	164	0	345
70	62	13	64	3	142	1	360
71	28	2	28	3	61	0	249
72	30	7	57	7	101	1	339
73S *2	-	-	-	-	-	-	59
74	73	7	71	5	156	0	335
75	48	6	48	5	107	0	302
76	58	10	80	6	154	0	320
77	57	5	83	5	150	0	318
78	68	10	89	7	174	1	427
79	30	7	131	3	171	0	340
80	34	10	43	7	94	1	255
81	39	5	69	4	117	0	274
82	46	7	65	3	121	0	328
83	42	8	62	11	123	0	327
84	48	7	84	5	144	0	325
85	37	7	53	3	100	0	320
86	45	16	40	4	105	2	357
87S *2	19	1	23	12	55	0	62
88	39	1	45	1	86	0	254
89	81	16	60	5	162	1	401
90	49	14	42	6	111	0	333

	<b>Bobby Deepak</b>	<b>Karen McDowell</b>	<b>Mike Morris</b>	<b>Terry Rysz</b>	<b>Total valid votes</b>	<b>Rejected ballots</b>	<b>Registered voters</b>
<b>Voting area (continued)</b>	<b>NDP</b>	<b>GP</b>	<b>LIB</b>	<b>CP</b>			
91	55	15	102	12	184	2	357
92	44	5	73	3	125	0	297
93	33	5	77	7	122	0	319
94	46	5	66	7	124	2	317
95	40	3	60	9	112	0	312
96	54	14	62	6	136	0	351
97	41	6	47	3	97	0	279
98	60	6	61	8	135	2	309
99	60	7	98	4	169	0	410
100	37	7	35	1	80	0	256
101	60	10	88	6	164	0	470
102	48	14	75	12	149	0	349
103	42	11	66	6	125	0	384
104	45	7	88	10	150	0	336
105	23	2	59	4	88	0	237
106	33	4	74	4	115	0	289
107	16	4	41	2	63	0	322
108	29	4	70	9	112	0	282
<b>Sub totals</b>	<b>5,791</b>	<b>934</b>	<b>9,509</b>	<b>764</b>	<b>16,998</b>	<b>53</b>	<b>33,587</b>
s. 98 Special	116	14	132	12	274	37	
s. 99 Absentee - in ED	187	51	298	22	558	19	
s. 100 Absentee - out of ED	188	42	259	22	511	42	
s. 101 Absentee - advance	58	14	116	7	195	5	
s. 104 Voting in DEO office	122	21	189	15	347	7	
s. 106 Voting by mail	26	1	21	3	51	2	
<b>Grand totals</b>	<b>6,488</b>	<b>1,077</b>	<b>10,524</b>	<b>845</b>	<b>18,934</b>	<b>165</b>	<b>33,587</b>
% of valid votes	34.27%	5.69%	55.58%	4.46%			

**Summary**

Valid votes - General and advance	16,998	89.77%	Total valid votes
s. 98 Special	274	1.45%	Total valid votes
s. 99 Absentee - in ED	558	2.95%	Total valid votes
s. 100 Absentee - out of ED	511	2.70%	Total valid votes
s. 101 Absentee - advance	195	1.03%	Total valid votes
s. 104 Voting in DEO office	347	1.83%	Total valid votes
s. 106 Voting by mail	51	0.27%	Total valid votes

**Total valid votes 18,934**

Rejected ballots	165	0.86%	Ballots cast
Registered voters who voted	19,099	56.86%	Registered voters

**Registered voters 33,587**

**Candidate elected: Mike Morris (LIB)**

\*1 Voting areas 13 and 14 combined

\*2 Voting areas 73S and 87S combined