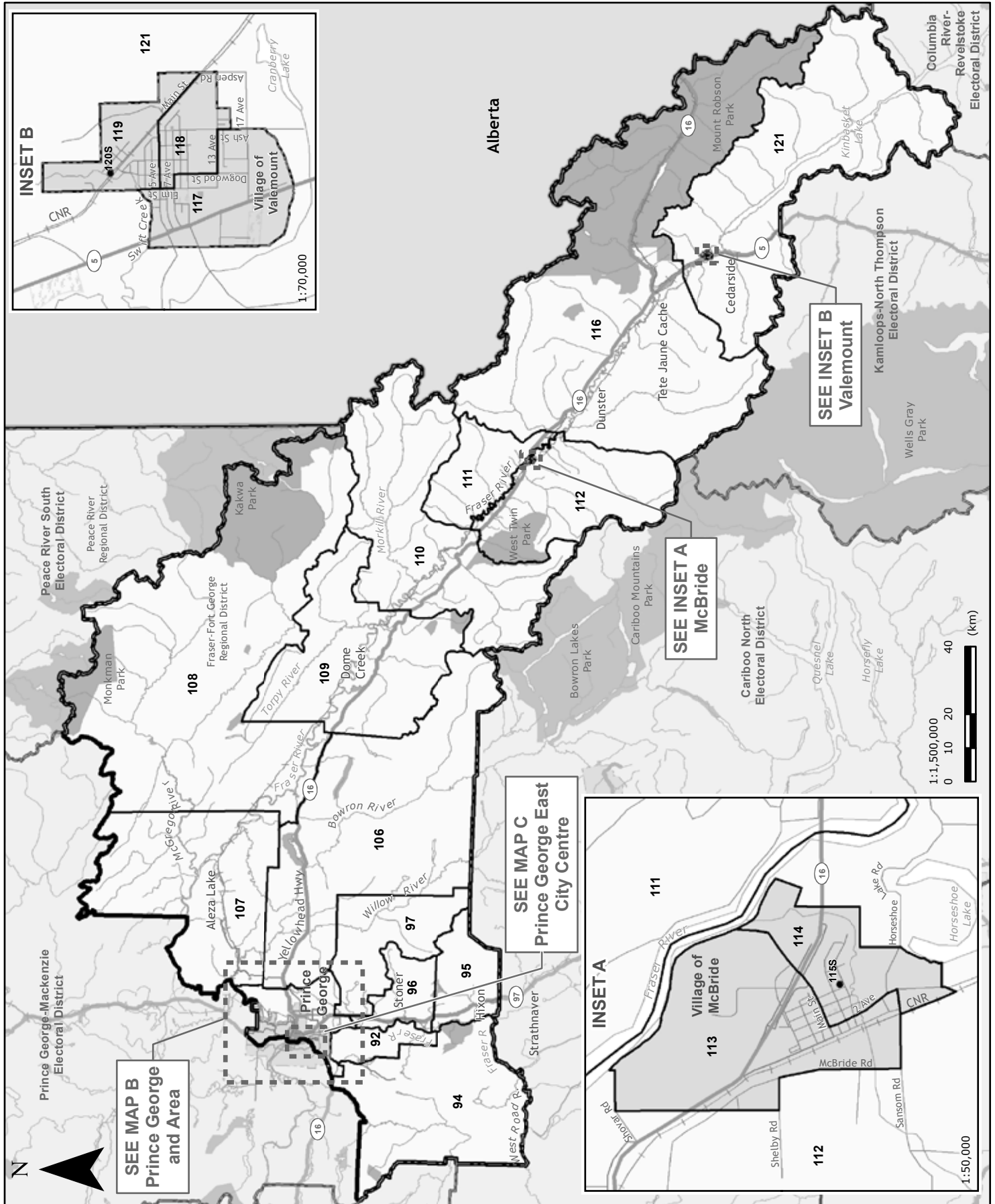
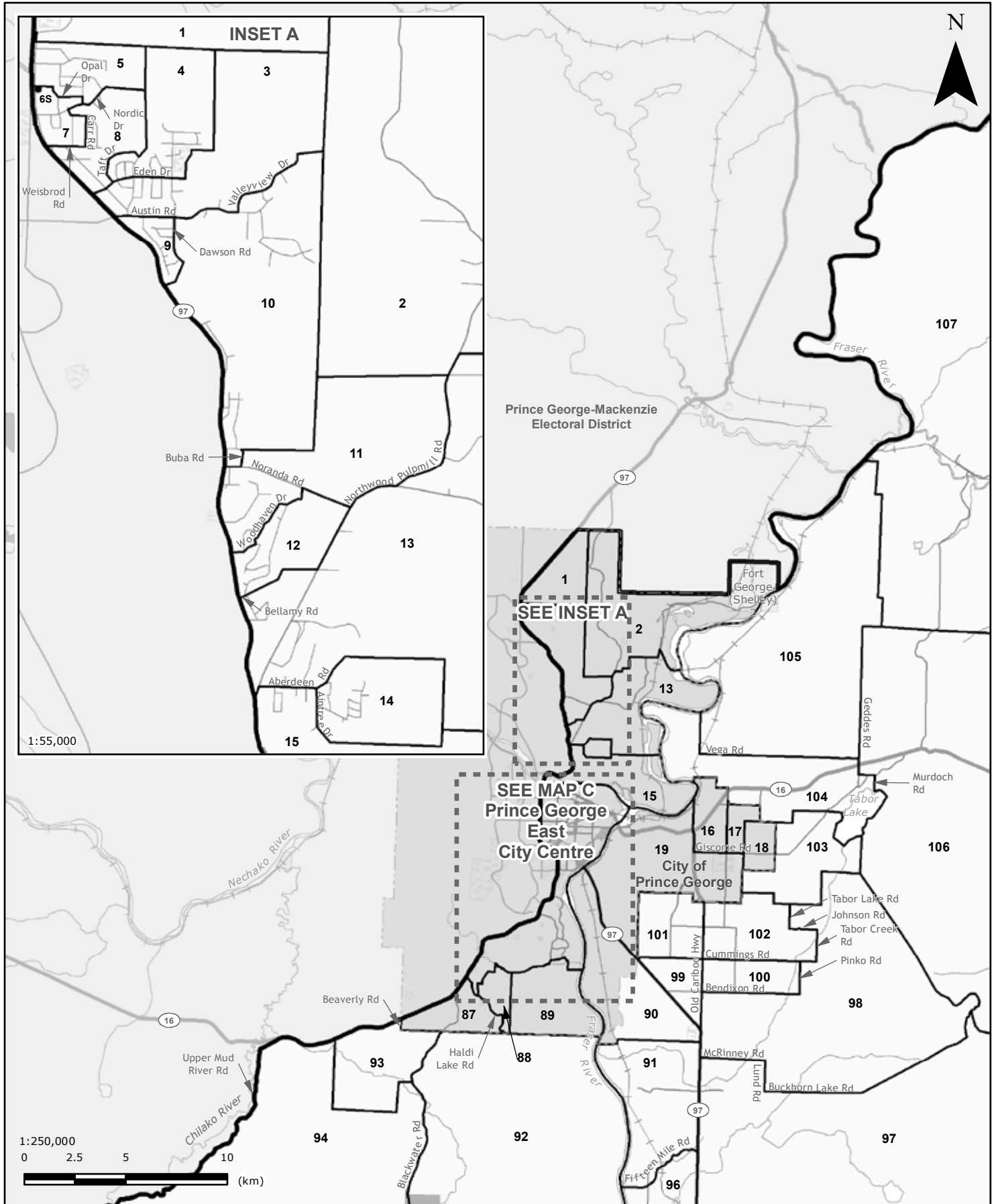
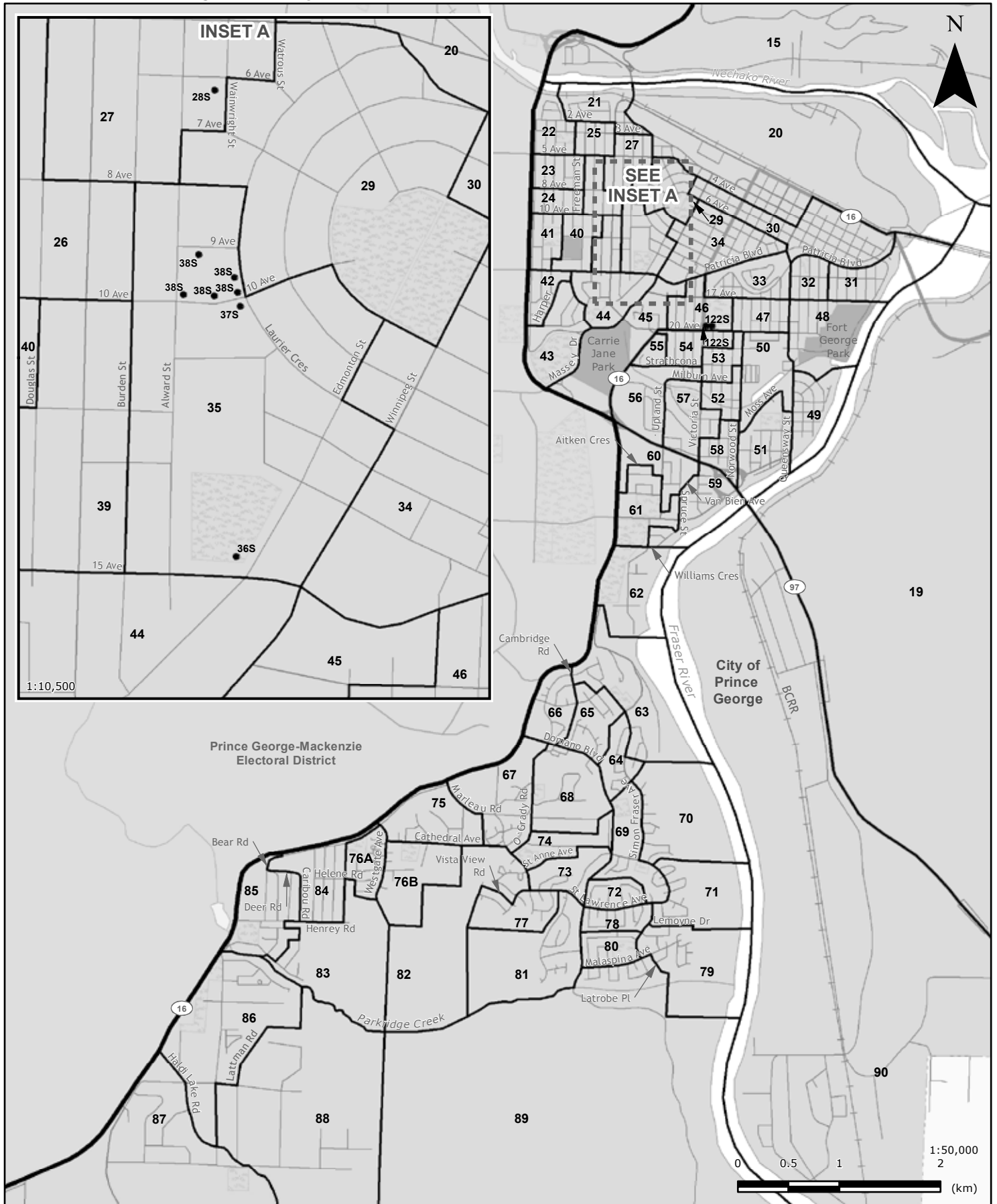


**Prince George-Valemount (PRV)**  
**MAP A - Prince George-Valemount Electoral District**





**Prince George-Valemount (PRV)  
MAP C - Prince George East City Centre**



**Prince George-Valemount (PRV)**  
**Voting results by voting area**

	Shirley Bond	Nathan Giede	Sherry Ogasawara	Donald A. Roberts	Total valid votes	Rejected ballots	Registered voters
	LIB	CP	NDP	CHP			
<b>Advance voting</b>							
Elder Citizens Recreation Centre	1,651	119	1,052	37	2,859	14	
Elks Hall	111	13	87	2	213	0	
Golden Years Lodge	150	20	66	2	238	1	
<b>General voting</b>							
<b>Voting area</b>							
1	74	2	31	4	111	0	319
2	68	9	34	7	118	1	350
3	87	9	61	1	158	1	335
4	67	9	74	3	153	1	373
5	61	9	43	0	113	0	284
6S *1	-	-	-	-	-	-	16
7	71	9	46	2	128	0	295
8	80	10	55	4	149	0	320
9	92	7	69	3	171	2	307
10	92	6	35	1	134	0	267
11	48	8	44	6	106	0	293
12	96	13	35	2	146	1	343
13	96	15	29	2	142	0	383
14	75	9	46	2	132	0	300
15	48	8	45	2	103	2	312
16	87	13	34	1	135	0	301
17	108	17	41	2	168	0	340
18	87	12	29	1	129	0	260
19	36	6	24	2	68	0	174
20	38	4	37	1	80	1	367
21	64	3	39	1	107	2	299
22	64	10	45	2	121	0	338
23	44	11	49	2	106	0	322
24	45	4	37	2	88	0	288
25	52	6	26	3	87	1	296
26	48	5	50	1	104	0	351
27	54	4	44	0	102	1	319
28S *1	33	7	28	1	69	0	116
29	50	4	40	1	95	1	357
30	37	1	32	2	72	1	273
31	65	1	66	2	134	0	310
32	37	7	57	1	102	0	354
33	54	5	54	4	117	2	331
34	49	5	46	0	100	2	384
35	58	1	49	0	108	1	325
36S *2	-	-	-	-	-	-	65
37S *2	-	-	-	-	-	-	128
38S *2	57	9	29	3	98	8	69
39	50	4	40	1	95	0	301
40	53	7	52	3	115	0	309

**Prince George-Valemount (PRV)**  
**Voting results by voting area**

Statement of Votes  
 40<sup>th</sup> Provincial General Election  
 May 14, 2013

Voting area (continued)	Shirley Bond	Nathan Giede	Sherry Ogasawara	Donald A. Roberts	Total valid votes	Rejected ballots	Registered voters
	LIB	CP	NDP	CHP			
41	34	4	50	2	90	0	337
42	35	3	26	1	65	0	240
43	65	6	62	2	135	2	324
44	51	4	44	1	100	1	304
45	36	4	30	3	73	0	308
46	26	3	47	1	77	0	290
47	64	9	47	2	122	1	308
48	67	4	49	2	122	0	290
49	59	6	70	3	138	1	355
50	43	3	35	4	85	0	308
51	47	2	48	5	102	0	320
52	26	3	40	2	71	1	327
53	24	5	53	2	84	0	363
54	30	4	39	2	75	5	295
55	18	3	36	2	59	1	359
56	73	9	53	1	136	1	331
57	48	8	41	4	101	0	342
58	29	4	55	2	90	2	298
59	94	10	39	2	145	0	287
60	68	10	54	2	134	0	277
61	66	7	51	3	127	0	299
62	26	9	29	5	69	2	222
63	99	3	50	0	152	0	331
64	66	4	48	0	118	0	292
65	125	2	50	0	177	1	318
66	119	5	55	0	179	1	366
67	82	7	58	1	148	0	322
68	107	16	52	0	175	2	384
69	64	6	59	2	131	0	357
70	78	5	57	2	142	0	325
71	99	4	62	3	168	3	374
72	68	7	51	2	128	0	299
73	91	4	38	0	133	0	295
74	168	11	46	0	225	1	422
75	88	3	30	0	121	0	264
76A	78	6	31	0	115	0	312
76B	69	3	27	2	101	0	211
77	152	10	76	1	239	2	437
78	78	2	74	0	154	1	320
79	138	7	46	0	191	0	393
80	47	6	56	4	113	0	301
81	98	7	51	1	157	2	357
82	111	6	53	0	170	0	330
83	97	14	54	2	167	0	337
84	107	10	44	4	165	2	365
85	94	13	52	4	163	1	350
86	102	6	30	5	143	1	318
87	104	7	39	1	151	1	292
88	76	5	25	0	106	1	222
89	67	5	51	3	126	1	297

**Prince George-Valemount (PRV)**  
**Voting results by voting area**

Voting area (continued)	Shirley Bond	Nathan Giede	Sherry Ogasawara	Donald A. Roberts	Total valid votes	Rejected ballots	Registered voters
	LIB	CP	NDP	CHP			
90	81	9	24	2	116	0	263
91	117	10	44	3	174	1	296
92	103	11	38	2	154	2	334
93	78	3	12	0	93	0	222
94	66	3	27	0	96	0	216
95	98	24	37	10	169	0	298
96	105	17	41	7	170	1	308
97	94	16	61	5	176	2	332
98	125	6	37	6	174	0	344
99	58	6	24	0	88	0	180
100	95	8	45	2	150	0	295
101	122	9	34	1	166	0	338
102	110	12	39	2	163	0	337
103	114	11	38	0	163	0	359
104	97	9	39	3	148	0	299
105	70	11	44	1	126	2	310
106	74	14	41	0	129	0	306
107	63	13	31	3	110	1	248
108 *3	35	3	26	1	65	0	43
109 *3	-	-	-	-	-	-	43
110 *3	-	-	-	-	-	-	27
111	44	3	26	1	74	1	208
112	62	11	36	1	110	6	286
113	61	6	28	5	100	0	245
114	43	10	29	0	82	0	215
115S *2	-	-	-	-	-	-	2
116	41	10	53	5	109	2	367
117	51	3	33	0	87	1	278
118	51	4	42	2	99	2	303
119	44	4	34	1	83	0	230
120S *2	-	-	-	-	-	-	16
121	74	9	47	5	135	1	294
122S	49	7	21	2	79	2	142
<b>Sub totals</b>	<b>10,163</b>	<b>987</b>	<b>6,194</b>	<b>276</b>	<b>17,620</b>	<b>104</b>	<b>35,433</b>
s. 98 Special	166	24	157	4	351	18	
s. 99 Absentee - in ED	438	54	353	23	868	15	
s. 100 Absentee - out of ED	179	12	157	1	349	56	
s. 101 Absentee - advance	88	7	78	1	174	10	
s. 104 Voting in DEO office	223	19	146	8	396	9	
s. 106 Voting by mail	34	2	31	1	68	2	
<b>Grand totals</b>	<b>11,291</b>	<b>1,105</b>	<b>7,116</b>	<b>314</b>	<b>19,826</b>	<b>214</b>	<b>35,433</b>
% of valid votes	56.95%	5.57%	35.89%	1.59%			

**Prince George-Valemount (PRV)**  
**Voting results by voting area**

---

**Summary**

Valid votes - General and advance	17,620	88.87%	Total valid votes
s. 98 Special	351	1.77%	Total valid votes
s. 99 Absentee - in ED	868	4.38%	Total valid votes
s. 100 Absentee - out of ED	349	1.76%	Total valid votes
s. 101 Absentee - advance	174	0.88%	Total valid votes
s. 104 Voting in DEO office	396	2.00%	Total valid votes
s. 106 Voting by mail	68	0.34%	Total valid votes

**Total valid votes** **19,826**

Rejected ballots	214	1.07%	Ballots cast
Registered voters who voted	20,040	56.56%	Registered voters

**Registered voters** **35,433**

**Candidate elected:** **Shirley Bond (LIB)**

---

\*1 Voting areas 6S and 28S combined

\*2 Voting areas 36S, 37S, 38S, 115S and 120S combined

\*3 Voting areas 108, 109 and 110 combined